




**5.0 W Glass Passivated Zener Diodes**

<p><b>DO-201AE</b></p> 	<p><b>Voltage</b> 7.5 to 200 V</p>	<p><b>Power Dissipation</b> 5.0 W</p>	
			
	<p><b>FEATURE</b></p> <ul style="list-style-type: none"> <li>• Glass passivated chip junction</li> <li>• Hiperectifier structure for high reliability</li> <li>• Cavity-free glass-passivated junction</li> <li>• Low leakage current</li> <li>• High surge current and zener capability</li> <li>• Low differential resistance</li> <li>• Low forward voltage drop</li> <li>• Solder dip 260 °C, 10s</li> <li>• AEC-Q101 qualified</li> <li>• Component in accordance to RoHS 2011/65/EU and WEEE 2002/96/EC</li> </ul>		
	<p><b>MECHANICAL DATA</b></p> <ul style="list-style-type: none"> <li>• <b>Case:</b> DO-201AE. Epoxy meets UL 94V-0 flammability rating.</li> <li>• <b>Polarity:</b> Color band denotes cathode end.</li> <li>• <b>Terminals:</b> Matte tin plated leads, solderable per MIL-STD-750 Method 2026, J-STD-002 and JESD22-B102. Consumer grade, meets JESD 201 class 1A whisker test.</li> </ul>		
<p><b>TYPICAL APPLICATIONS</b></p> <p>Used for basic regulation functions in most electronic applications, Zener diodes offer a cheaper alternative to IC solutions.</p>			

**Maximum Ratings and Electrical Characteristics at 25 °C**

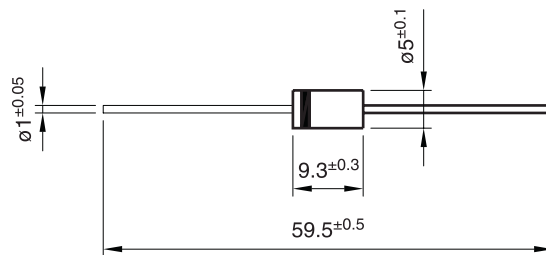
SYMBOL	TYPE NUMBER	VALUE	UNIT
$P_{tot}$	Power dissipation at $T_{amb} = 75\text{ °C}$	5.0	W
$P_{ZSM}$	Non repetitive peak zener dissipation ( $t = 8.3\text{ ms}$ )	180	W
$T_j$	Operatin Temperature Range	-55 to +175	°C
$T_{stg}$	Storage Temperature Range	-55 to +175	°C
$V_F$	Max. forward voltage drop at $I_F = 3.0\text{ A}$	1.2	V
$R_{thj-a}$	Max. thermal resistance at 10 mm. Lead length	20	°C/W

**5.0 W Glass Passivated Zener Diodes**

**Ordering information**

PREFERRED P/N	PACKAGE CODE	DELIVERY MODE	BASE QUANTITY	UNIT WEIGHT (g)
1N5348B TR	TR	14" diameter tape and reel	1,500	0.968
1N5348B AMP	AMP	AMMO BOX	1,500	0.968

**Package Outline Dimensions: (mm) DO-201AE**



## 5.0 W Glass Passivated Zener Diodes

Type	Nominal (1) Zener Voltage	Test Current	Maximum Zener Impedance			Maximum Reverse Leakage Current		Max. Surge Current 8.3 ms.	Maximum Regulator Current	Max. Voltage Regulation
	$V_z$ at $I_{zT}$	$I_{zT}$	$V_z$ at $I_{zT}$	$V_K$ at $I_{zK}$	$I_{zK}$	$I_R$ @	$V_R$	$I_{zS}$	$I_{zM}$	$V_z$ Volts (2)
	(V)	(mA)	( $\Omega$ )	( $\Omega$ )	(mA)	( $\mu$ A)	(V)	(A)	(mA)	(V)
1N5343B	7.5	175	1.5	200	1	10	5.7	10.7	630	0.15
1N5344B	8.2	150	1.5	200	1	10.0	6.2	10	580	0.2
1N5345B	8.7	150	2.0	200	1	10.0	6.6	9.5	545	0.2
1N5346B	9.1	150	2.0	150	1	7.5	6.9	9.2	520	0.22
1N5347B	10	125	2.0	125	1	5.0	7.6	8.6	475	0.22
1N5348B	11	125	2.5	125	1	5.0	8.4	8.0	430	0.25
1N5349B	12	100	2.5	125	1	2.0	9.1	7.5	395	0.25
1N5350B	13	100	2.5	100	1	1.0	9.9	7.0	365	0.25
1N5351B	14	100	2.5	75	1	1.0	10.6	6.7	340	0.25
1N5352B	15	75	2.5	75	1	1.0	11.5	6.3	315	0.25
1N5353B	16	75	2.5	75	1	1.0	12.2	6.0	295	0.3
1N5354B	17	70	2.5	75	1	0.5	12.9	5.8	280	0.35
1N5355B	18	65	2.5	75	1	0.5	13.7	5.5	264	0.4
1N5356B	19	65	3.0	75	1	0.5	14.4	5.3	250	0.4
1N5357B	20	65	3.0	75	1	0.5	15.2	5.1	237	0.4
1N5358B	22	50	3.5	75	1	0.5	16.7	4.7	216	0.45
1N5359B	24	50	3.5	100	1	0.5	18.2	4.4	198	0.55
1N5360B	25	50	4.0	110	1	0.5	19.0	4.3	190	0.55
1N5361B	27	50	5.0	120	1	0.5	20.6	4.1	176	0.6
1N5362B	28	50	6.0	130	1	0.5	21.2	3.9	170	0.6
1N5363B	30	40	8.0	140	1	0.5	22.8	3.7	158	0.6
1N5364B	33	40	10.0	150	1	0.5	25.1	3.5	144	0.6
1N5365B	36	30	11.0	160	1	0.5	27.4	3.3	132	0.65
1N5366B	39	30	14.0	170	1	0.5	29.7	3.1	122	0.65
1N5367B	43	30	20.0	190	1	0.5	32.7	2.8	110	0.7
1N5368B	47	25	25.0	210	1	0.5	35.8	2.7	100	0.8
1N5369B	51	25	27.0	230	1	0.5	38.8	2.5	93	0.9
1N5370B	56	20	35.0	280	1	0.5	42.6	2.3	86	1
1N5371B	60	20	40.0	350	1	0.5	45.5	2.2	79	1.2
1N5372B	62	20	42.0	400	1	0.5	47.1	2.1	76	1.35
1N5373B	68	20	44.0	500	1	0.5	51.7	2.0	70	1.5
1N5374B	75	20	45.0	620	1	0.5	56.0	1.9	63	1.6
1N5375B	82	15	65.0	720	1	0.5	62.2	1.8	58	1.8
1N5376B	87	15	75.0	760	1	0.5	66.0	1.7	54.5	2
1N5377B	91	15	75.0	760	1	0.5	69.2	1.6	52.5	2.2
1N5378B	100	12	90.0	800	1	0.5	76.0	1.5	47.5	2.5
1N5379B	110	12	125.0	1000	1	0.5	83.6	1.4	43	2.5
1N5380B	120	10	170.0	1150	1	0.5	91.2	1.3	39.5	2.5
1N5381B	130	10	190.0	1250	1	0.5	98.8	1.2	36.5	2.5
1N5382B	140	8	230.0	1500	1	0.5	106.0	1.2	34	2.5
1N5383B	150	8	330.0	1500	1	0.5	114.0	1.1	31.6	3
1N5384B	160	8	350.0	1650	1	0.5	122.0	1.1	29.4	3
1N5385B	170	8	380.0	1750	1	0.5	129.0	1.0	28	3
1N5386B	180	5	430.0	1750	1	0.5	137.0	1.0	26.4	4
1N5387B	190	5	450.0	1850	1	0.5	144.0	0.9	25	5
1N5388B	200	5	480.0	1850	1	0.5	152.0	0.9	23.6	5

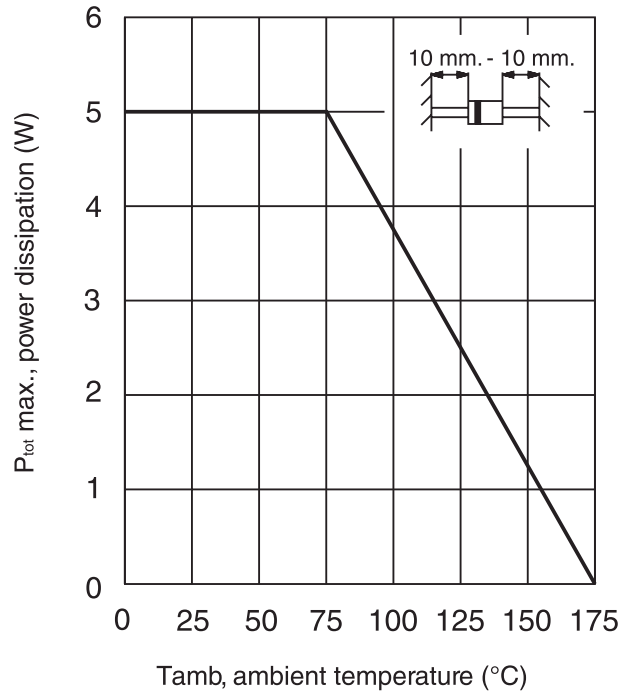
(1) Tested with pulses. Pulse test:  $t_p$  - 50 ms;  $d < 2\%$ .

(2) Test conditions for voltage regulation are as follows.  $V_z$  measurements are made at 10% and then at 50% of the  $I_z$  max value listed in the electrical characteristics table.

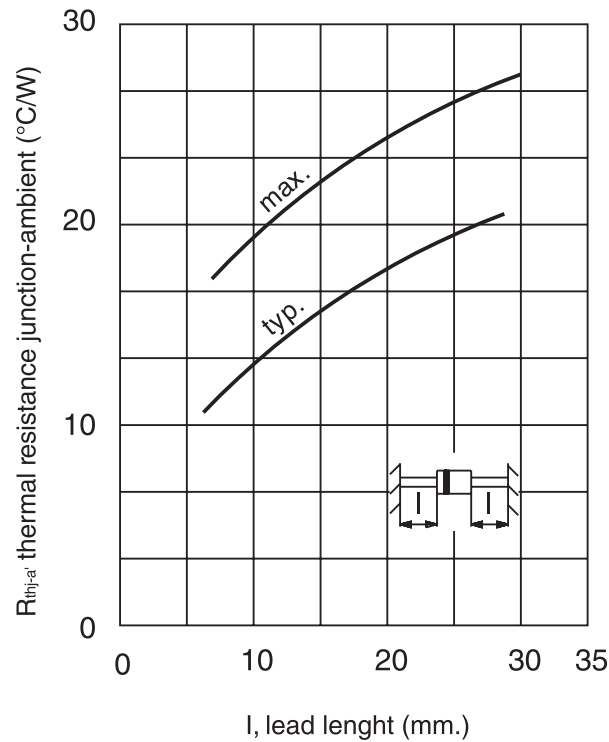
**5.0 W Glass Passivated Zener Diodes**

**Rating and Characteristics** (Ta 25 °C unless otherwise noted)

MAXIMUM CONTINUOUS POWER DISSIPATION



THERMAL RESISTANCE



**5.0 W Glass Passivated Zener Diodes****Revision History**

DATE	REVISION	DESCRIPTION OF CHANGES
15-May-2016	0	Original Data Sheet
16-Feb-2018	1	Remove Tolerance Series $\pm 5\%$

**Disclaimer**

All product, product specifications and data are subject to change without notice to improve reliability, function or design or otherwise.

Fagor Electrónica, S. Coop., its affiliates, agents, and employees, and all persons acting on its or their behalf (collectively, "Fagor"), disclaim any and all liability for any errors, inaccuracies or incompleteness contained in any datasheet or in any other disclosure relating to any product.

Fagor makes no warranty, representation or guarantee regarding the suitability of the products for any particular purpose or the continuing production of any product. To the maximum extent permitted by applicable law, Fagor disclaims (i) any and all liability arising out of the application or use of any product, (ii) any and all liability, including without limitation special, consequential or incidental damages, and (iii) any and implied warranties, including warranties of fitness for particular purpose, non-infringement and merchantability.

Statements regarding the suitability of products for certain types of applications are based on Fagor's knowledge of typical requirements that are often placed on Fagor products in generic applications. Such statements are not binding statements about the suitability of products for a particular application. It is the customer's responsibility to validate that a particular product with the properties described in the product specification is suitable for use in a particular application. Parameters provided in datasheets and/or specifications may vary in different applications and performance may vary over time. All operating parameters, including typical parameters, must be validated for each customer application by the customer's technical experts. Product specifications do not expand or otherwise modify Fagor's terms and conditions or purchase, including but not limited to the warranty expressed therein.

Except as expressly indicated in writing, Fagor products are not designed for use in medical, life-saving, or life-sustaining applications or for any other application in which the failure of the Fagor product could result in personal injury or death. Customers using or selling Fagor products not expressly indicated for use in such applications do so at their own risk and agree to fully indemnify and hold Fagor and its distributors harmless from and against any and all claims, liabilities, expenses and damages arising or resulting in connection with such use or sale, including attorneys fees, even if such claim alleges that Fagor or its distributor was negligent regarding the design or manufacture of the part. Please contact authorized Fagor personnel to obtain written terms and conditions regarding products designed for such applications.

No license, express or implied, by estoppel or otherwise, to any intellectual property rights is granted by this document or by any conduct of Fagor. Products names and markings noted herein may be trademarks of their respective owners.